

Standard Back Broadloom Carpet



Environmental Product Declaration

Programme: The International EPD[®] System

Programme operator: EPD International AB

EPD registration number: S-P-13029

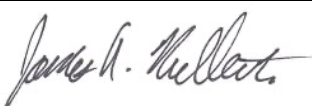
Publication Date: 2024-03-20

Valid Until: 2029-03-20

www.environdec.com

In accordance with ISO 14025:2006 and ISO 21930

This EPD does not comply with EN15804+A2.

Programme and Programme Operator	The International EPD® System EPD International AB Box 210 60 SE-100 31 Stockholm Sweden www.environdec.com info@environdec.com as provided by EPD North America
General Program instructions and Version Number¹	General Programme Instructions for the International EPD® System. Version 4.0. 2021-03-29
Manufacturer Name and Address	EF Contract 1502 Coronet Drive Dalton GA, 30720
Declaration Number	S-P-13029
Declared Product and Functional Unit	Standard Back Broadloom Carpet 1 m ² of installed flooring and with a building service life of 75 years
Reference PCR and Version Number²	UL Part A: Life Cycle Assessment Calculation Rules and Report Requirements, Version 4.0 UL Part B: Flooring EPD Requirements. UL 10010-7, September 28, 2018
Product's intended Application and Use	Commercial Flooring Applications
Product RSL	30 years
Markets of Applicability	North America
Date of Issue	2024-03-20
Period of Validity	5 years from date of issue
EPD Type	Product Specific
Range of Dataset Variability	N/A
EPD Scope	Cradle to Grave
Year of reported manufacturer primary data	2022
LCA Software and Version Number	MLC Database 2023.02 (formerly GaBi Database)
LCI Database and Version Number	LCA FE 10.7 (formerly GaBi)
LCIA Methodology and Version Number	TRACI 2.1 CML 2001-Jan 2016 IPCC AR5
Part A PCR review was conducted by:	Lindita Bushi, PhD, Chair Hugues Imbeault-Tétreault, Eng.,M.A. Sc. Jack Geibig
The sub-category PCR review was conducted by:	Jack Geibig (Chair) Thomas Gloria, PhD Thaddeus Owen
Independent third-party verification of the declaration and data, according to ISO 14025:2008.	<input type="checkbox"/> EPD Process Certification <input checked="" type="checkbox"/> EPD Verification <input type="checkbox"/> Pre-Verified Tool
This declaration was independently verified in accordance with ISO 14025: 2006. The UL Environment "Part A: Calculation Rules for the Life Cycle Assessment and Requirements on the Project Report," v4.0, based on CEN Norm EN 15804 (2012) and ISO 21930:2017, serves as the core PCR, with additional considerations from the USGBC/UL Environment Part A Enhancement (2017) <input type="checkbox"/> Internal <input checked="" type="checkbox"/> External	 James Mellentine, Thrive ESG Approved by: The International EPD® System
This life cycle assessment was conducted in accordance with ISO 14044 and the reference PCR by:	WAP Sustainability Consulting
This life cycle assessment was independently verified in accordance with ISO 14044 and the reference PCR by:	James Mellentine, Thrive ESG
The procedure for follow-up of data during EPD validity, as defined by the GPI, involves third party verifier:	<input type="checkbox"/> Yes <input checked="" type="checkbox"/> No
<p>1 Not all requirements in the GPI are fulfilled, particularly the requirement for construction products to follow EN 15804 for certain aspects of the LCA method.</p> <p>2 This EPD is based on a PCR that satisfies procurement rules at the federal, state, and municipal levels which call for EPDs based on the UL Part B PCR. The UL Part B PCR was used to meet regulatory (example: Buy Clean California Act, etc.) and market expectations (example: Building Transparency EC3 comparisons, LEED and existing vendor procurement requirements, product scoring programs, etc.). The EPD should not be used outside of this context.</p> <p>Limitations: Environmental declarations from different programs (ISO 14025) may not be comparable. Comparison of the environmental performance of Flooring Products using EPD information shall be based on the product's use and impacts at the building level, and therefore EPDs may not be used for comparability purposes when not considering the building energy use phase as instructed under this PCR. Full conformance with the PCR for Products allows EPD comparability only when all stages of a life cycle have been considered. However, variations and deviations are possible". Example of variations: Different LCA software and background LCI datasets may lead to differences results for upstream or downstream of the life cycle stages declared. The EPD owner has the sole ownership, liability, and responsibility of the EPD.</p>	

Product Definition and Information

Company Description

EF Contract (EFC) is part of the fastest-growing, most progressive family of flooring companies, Engineered Floors. We stand for confidence in quality, relentless service and doing right by all. Our products are inspired by you: offering the carpet and hard-surface flooring that you want and need, that you've been seeking but unable to find, until now. Every collection, pattern and colorway are created with best-in-class performance and in pursuit of design that is simply beautiful. That guiding ethic continues today as EF Contract strives to positively impact our associates, customers, and community on a daily basis. By putting our people first, we produce products with pride, provide value to our customers and make a difference in our community. Our commitment to our associates and their families, as well as our larger community, requires EF Contract to provide gainful employment and economic development. In 2018, EF Contract joined Engineered Floors, LLC. Based in Dalton, Ga., Engineered Floors, LLC is a privately held carpet producer founded by Robert E. Shaw in 2009 and based in Dalton, Ga., with facilities in Calhoun and Dalton, Ga. Engineered Floors employs 4000 people. The organization has procedures in place for keeping itself updated with relevant process- and product-related legislation and has access to all specific information of relevance concerning processes and products for the actual product category issued by central legislative authorities.

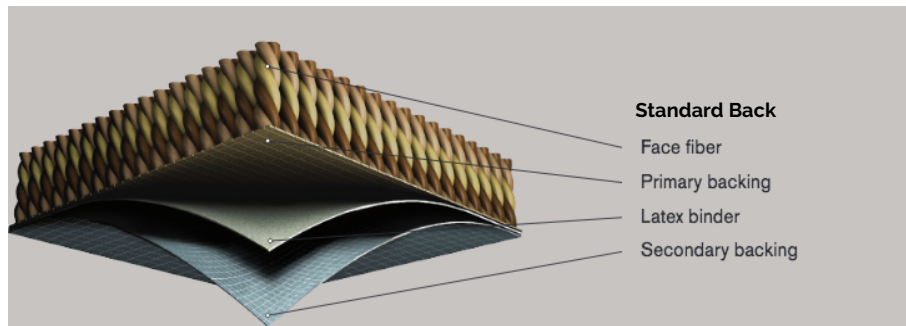


Figure 1: Product Construction

Product Description

The two fiber options for Standard Back backing are Nylon 6 and PET. This EPD includes results for Encore® SD Ultima® Nylon—25% post-industrial recycled nylon, Encore®100 Nylon—100% post-industrial recycled nylon, and TeraPlex® SD polyester fiber. Standard Back backed carpet has a nylon 6 (or PET) face fiber attached to a latex and polypropylene backing. A representative product within the Standard Back family was chosen. The composition within the Standard Back family of products does not differ other than pigments and dyes used to give each style of broadloom carpet its own distinct appearance. The variation in terms of pigments and dyes used is less than 5% of the total product weight and is excluded from the study. This EPD covers all styles and colors under the Standard Back product family. Specific products can be found on EFC's [website](#).

Standard Back is within CSI MasterFormat section 09 68 16, UN CPC 27230.



Figure 2: Product Application

Application

EF Contract's Standard Back is intended for use as a soft floor covering in medium-to-high traffic commercial applications such as retail, healthcare, education, corporate, public spaces, and institutional environments. Further information about the product may be found on EFC's [website](#).

Properties of Declared Product as Delivered

The product is usually delivered in rolls with a standard width of 3.66m (12 ft).

Table 1: Technical Data

Parameter	Value
Roll Width	12'
Yarn Type	PET or Nylon
Primary backing type	Polypropylene
Secondary backing type	Polypropylene
TARR rating	≤3.5
Total thickness	6.40 -14.9 mm (0.192 - 0.447 in)
Product weight	2.19 kg/m ²
Surface pile thickness	2.51 - 8.98 mm (0.099 - 0.354 in)
Surface pile weight	0.81 kg/m ²

Table 2: Performance Testing

	Standard	Value
Flooring Radiant Panel	ASTM E648	Class 1; ≥ 0.45 watts/cm ²
Smoke Density	ASTM E662	≤ 450
Static Test	AATCC-134	Less than 3kv
ADA Compliance	-	Compliance for Accessible Routes
Additional Characteristics	NSF/ ANSI 140	Gold Certified
Additional Characteristics	NSF/ ANSI 140	Available Reclamation Program

Flow Diagram

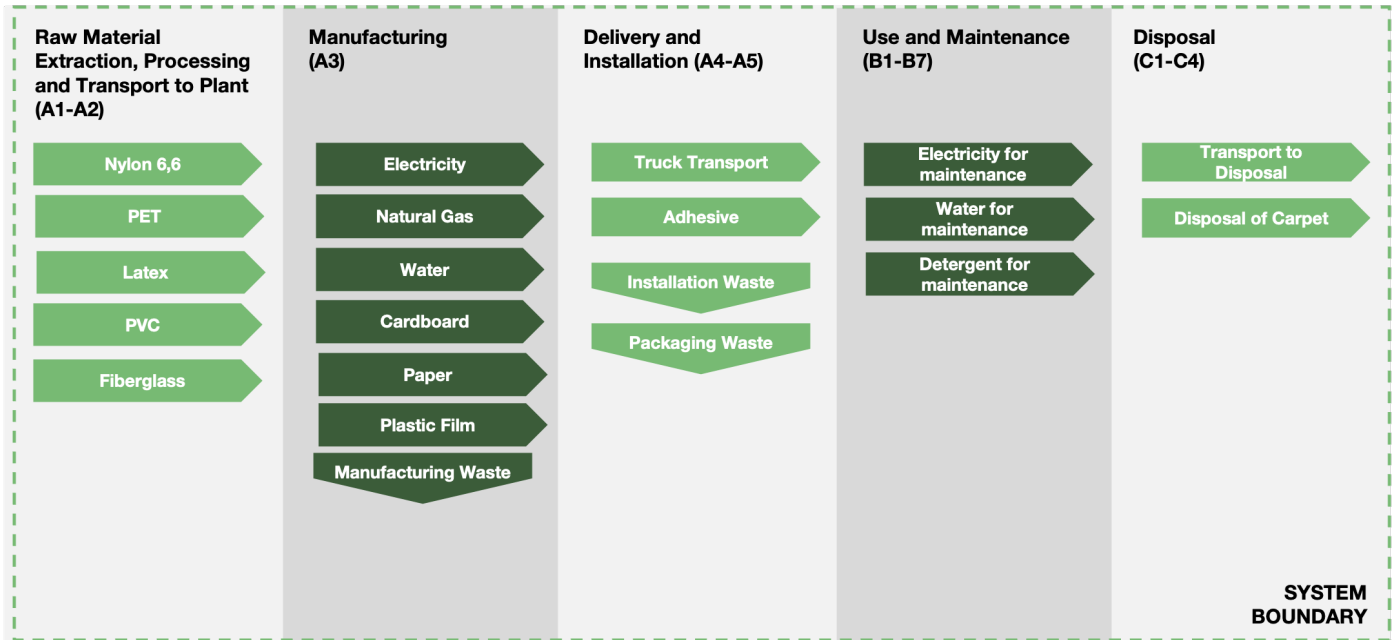


Figure 3: System Boundary

Manufacturing and Packaging

Manufacturing takes place in North America. The manufacturing process starts with fiber production. This includes taking virgin and recycled content nylon (or PET) granulate feedstock and extrude fibers. This is combined in a fiber blend process to create a typical fiber. These individual fibers then go through the processes of heat setting, air entangling and twisting to create yarn which is then tufted to a primary backing. The primary backing materials differs based on the type of backing being produced. The next step is coating which affixes secondary thermoset (latex) backing to tufted fiber and primary backing. Then, the manufactured secondary thermoplastic backing (PVC and PE) is affixed to the tufted fiber and backing. Finally, dye is applied to the tufted fiber in both piece (Beck and Skein) and space (Belmont) dye methods. The last step is cutting and packaging for shipment. No substances required to be reported as hazardous waste are associated with the production of this product.

Table 3: Product Composition

Material	Percent
Nylon or PET	37%
Polypropylene	9%
Calcium Carbonate	43%
SBR	11%

Table 4: Packaging

Material	Value [kg per m ²]
Cardboard	3.10E-02
Plastic Film	1.30E-02

Transportation

It is assumed that all raw materials are distributed by truck. Transport of raw material from supplier to the manufacturing facility was calculated for each raw material using primary data. Average distance to installation site was calculated to be 200 miles from the EFC facility in 2022.

Product Installation

The product is delivered to the customer via truck, depending on the location of the end-user. Detailed installation instructions are provided online. Installation equipment is required though not included in the study as these are multi-use tools and the impacts per declared unit is considered negligible. Packaging waste is generated and disposed of in this stage. For Standard Back and PET fiber with Standard Back backing, EFC recommends the use of Commercialon® Premium Carpet Adhesive for installation. It is formulated for the most demanding interior carpet installations. It forms a powerful bond with stiff and heavy backed commercial carpets directly over approved substrates. This solvent-free adhesive is also low in odor, making it the ideal adhesive for use in health-conscious environments. An installation loss of 2% is assumed.

Use

The table below shows the parameters for the use phase scenario while Table 11 shows the total material and energy inputs required in the study. Detailed maintenance instructions for carpet are provided on EFC's website: <https://www.efcontractflooring.com/technical/installation-maintenance/>

Table 5: Maintenance Procedure

Maintenance	Count	Unit
Vacuum	250	#/ year
Spot Check/ Clean	2	#/ year

Reference Service Life and Estimated Building Service Life

The reference service life of the product is assumed to be 15 years given that the product is installed as per manufacturer guidelines. Therefore, after initial installation in a building with an estimated service life (ESL) of 75 years there will be 4 replacements needed.

Reuse, Recycling and Energy Recovery

EFC, as a brand of the larger Engineered Floors family, offers customers the opportunity to use our Carpet Reclamation Program. With this program we facilitate the reclamation of used carpet and guarantee that it will not reach a landfill. To initiate the carpet reclamation process, please call 1.800.241.4586 or email reclamation@engineeredfloors.com. In addition to reclaiming used carpet, old flooring can be safely disposed of in municipal landfills or sent to waste-to-energy facilities (subject to local regulations).

Disposal

The product is considered to be 100% landfilled as specified in Sections 2.8.5 and 2.8.6 of Part A: Life Cycle Assessment Calculation Rules and Report Requirements from UL Environment.

Life Cycle Assessment Background Information

Declaration of Methodological Framework

The LCA follows an attributional approach.

Functional Unit

The functional unit of the flooring product is one (1) m² of floor covering. The mass per functional unit is 2.19 kg.

System Boundary

This EPD is a Cradle-to-Grave™ study.

Table 6: System Boundary and Modules

Module Name	Description	Analysis Period	Summary of Included Elements
A1	Product Stage: Raw Material Supply	2022	Raw Material sourcing and processing as defined by secondary data.
A2	Product Stage: Transport	2022	Shipping from supplier to manufacturing site. Fuel use requirements estimated based on product weights and estimated distance.
A3	Product Stage: Manufacturing	2022	Energy inputs required for manufacturing products from raw materials. Packaging materials and manufacturing waste are included as well.
A4	Construction Process Stage: Transport	2022	Shipping from manufacturing site to project site. Fuel use requirements estimated based on product weights and mapped distance.
A5	Construction Process Stage: Installation	2022	Installation materials, installation waste and packaging material waste.
B1	Use Stage: Use	2022	Use of the product.
B2	Use Stage: Maintenance	2022	Cleaning energy, water, and materials, including refinishing the product.
B3	Use Stage: Repair	2022	Product typically not repaired during use.
B4	Use Stage: Replacement	2022	Total materials and energy required to manufacture a replacement.
B5	Use Stage: Refurbishment	2022	Product typically not refurbished during use.
B6	Operational Energy Use	2022	Operational Energy Use of Building Integrated System During Product Use
B7	Operational Water Use	2022	Operational Water Use of Building Integrated System During Product Use
C1	EOL: Deconstruction	2022	No inputs required for deconstruction.
C2	EOL: Transport	2022	Shipping from project site to waste disposal.
C3	EOL: Waste Processing	2022	Waste processing if incineration as chosen disposal pathway per Part A of the PCR.
C4	EOL: Disposal	2022	Disposal modeled by region as per Part A of the PCR.
D	Benefits beyond system	MND	Credits from energy or material capture.

Estimates and Assumptions

All estimates and assumptions are within the requirements of ISO 14040/44. The majority of the estimations are within the primary data. The primary data was collected as annual totals for utility usage and production and waste volume. For the LCA, utility usage and waste volume were divided by total production to determine utility use and waste production per square meter. Additionally, it is assumed that installation tools are used enough times that the per square meter impacts are negligible.

Cut-Off Criteria

All inputs in which data was available were included. Material inputs greater than 1% (based on total mass of the final product) were included within the scope of analysis. Material inputs less than 1% were included if sufficient data was available to warrant inclusion and/or the material input was thought to have significant environmental impact. No known flows are deliberately excluded from this EPD. Cumulative excluded material inputs and environmental impacts are less than 5% based on total weight of the functional unit.

Data Sources

For all manufacturing processes, primary data were collected by facility personnel and utility bills. Whenever available, supplier data was used for raw materials used in the production process. When primary data did not exist, secondary data for raw material production was utilized from Sphera MLC Database 2023.02.

Data Quality

The geographical scope of the manufacturing portion of the life cycle is United States. All primary data were collected from the manufacturer. The geographic coverage of primary data is considered excellent. The primary data provided by the manufacturer represent all information for calendar year 2022. Time coverage of this data is considered good. Primary data provided by the manufacturer is specific to the technology used in manufacturing their product. It is site-specific and considered of good quality. Data necessary to model cradle-to-gate unit processes was sourced from Sphera Managed LCA Content LCI datasets. Improved life cycle data from suppliers would improve technological coverage.

Period Under Review

The period under review is calendar year 2022.

Allocation

General principles of allocation were based on ISO 14040/44. To derive a per-unit value for manufacturing electricity, physical allocation of manufacturing inputs and outputs was adopted. For facilities producing fiber and yarn, allocation was performed based on mass. For facilities producing carpet, allocation was performed based on area since the production processes are similar for products of different weights. Allocation by weight and area was deemed appropriate for the type of production used at EFC facilities. As a default, secondary Sphera Managed LCA Content datasets use a physical basis for allocation.

Of relevance to the defined system boundary is the method in which recycled materials were handled. Throughout the study recycled materials were accounted for via the cut-off method. Under this method, impacts and benefits associated with the previous life of a raw material from recycled

stock are excluded from the system boundary. Additionally, impacts and benefits associated with secondary functions of materials at end of life are also excluded (i.e., production into a third life or energy generation from the incineration plant). The study does include the impacts associated with reprocessing and preparation of recycled materials that are part of the bill of materials of the products under study.

Comparability and Benchmarking

The user of the EPD should take care when comparing EPDs from different companies. Assumptions, data sources, and assessment tools may all impact the uncertainty of the final results and make comparisons misleading. Without understanding the specific variability, the user is therefore, not encouraged to compare EPDs. Even for similar products, differences in use and end-of-life stage assumptions, and data quality may produce incomparable results. Comparison of the environmental performance of Flooring Products using EPD information shall be based on the product's use and impacts at the building level, and therefore EPDs may not be used for comparability purposes when not considering the building energy use phase as instructed under this PCR. Full conformance with the PCR for Products allows EPD comparability only when all stages of a life cycle have been considered. However, variations and deviations are possible. Example of variations: Different LCA software and background LCI datasets may lead to differences results for upstream or downstream of the life cycle stages declared.

Table 7: Life Cycle Stages Included in the Study

Production			Construction		Use							End of Life				Benefits & Loads Beyond System Boundary
A1	A2	A3	A4	A5	B1	B2	B3	B4	B5	B6	B7	C1	C2	C3	C4	D
Raw Material Supply	Transport	Manufacturing	Transport to Site	Assembly/Install	Use	Maintenance	Repair	Replacement	Refurbishment	Operational Energy Use	Operational Water Use	Deconstruction	Transport	Waste Processing	Disposal	Reuse, Recovery, Recycling Potential
X	X	X	X	X	X	X	X	X	X	X	X	X	X	X	X	MND

X = Module Included in LCA Report, MND = Module not Declared

Life Cycle Assessment Scenarios

Table 8: Transportation to Building Site (A4)

	Shipping
Vehicle Type	Truck - Heavy Heavy-duty Diesel Truck / 53,333 lb payload - 8b
Fuel Efficiency [L/100km]	42
Fuel Type	Diesel
Distance [km]	800
Capacity Utilization [%]	68%
Capacity Utilization Volume Factor	1
Weight of Products Transported [kg]	2.24

Table 9: Reference Service Life

Name	Reference Product
RSL [years]	15
Declared product properties (at the gate) and finishes, etc.	See Table 1 for technical details
An assumed quality of work, when installed in accordance with the manufacturer's instructions	Per industry standards
Maintenance	See Use section above for maintenance instructions
Indoor Environment	Standard building operating conditions.
Use Conditions	Standard building operating conditions.

Table 10: Installation at building site (A5)

	Value [kg per m ²]
Adhesive	1.16E-02
Product loss (to landfill) per m ² of product [kg]	1.10E-01
Waste materials at the construction site before waste processing, generated by product installation [kg]	4.40E-02
Cardboard Packaging Waste to Landfill	6.20E-03
Cardboard Packaging Waste to Incineration	1.55E-03
Cardboard Packaging Waste to Recycling	2.32E-02
Plastic to Landfill	8.84E-03
Plastic to Incineration	2.21E-03
Plastic to Recycling	1.95E-03
Biogenic Carbon Content of Packaging	
Cardboard [kg CO ₂ eq.]	4.89E-02

Table 11: Maintenance (B2)

Name	Value	Unit
Vacuum	18,750	Cycles/ ESL
Electricity for vacuuming	0.95	kWh/m ² /yr
Power output of vacuum	1,650	W
Deep Cleaning	150	Cycles/ ESL
Net freshwater consumption	1.9	kg/m ² /yr
Detergent for deep cleaning	0.1	kg/m ² /yr
Electricity for deep cleaning	0.05	kWh/m ² /yr
Power output of commercial carpet cleaner	1,400	W

Table 12: End-of-Life Scenario Details (C1-C4)

	Value
Collected as mixed construction waste [kg per m ²]	2.31
Waste to Landfill [kg per m ²]	2.31
Distance to Landfill [km]	161
Waste to Incineration [kg per m ²]	0
Distance to Incineration [km]	N/A
Waste to Recycling [kg per m ²]	0
Distance to Recycling [km]	N/A

Table 13: Transport to End-of-Life (C1-C4) per m² of product.

End-of-Life Transportation Parameter	Value
Vehicle Type	Truck - Heavy Heavy-duty Diesel Truck / 53,333 lb payload - 8b
Fuel Efficiency [L/100km]	42
Fuel Type	Diesel
Distance [km]	161
Capacity Utilization [%]	67%
Weight of Products Transported [kg]	2.31

Life Cycle Assessment Results

All results are given per functional unit, which is 1 m² of installed flooring over an estimated building life of 75 years. Environmental Impacts were calculated using the Sphera LCA for Experts software platform. Impact results have been calculated using IPCC AR5, TRACI 2.1 and CML 2001-Jan 2016 characterization factors. LCIA results are relative expressions and do not predict impacts on category endpoints, the exceeding of thresholds, safety margins or risks. The Impact Category Key table gives definitions of relevant acronyms.

Table 14: Impact Category Key – LCIA Indicators

Abbreviation	Parameter	Unit
IPCC AR5		
GWPI	Global warming potential (100 years, includes biogenic CO ₂)	kg CO ₂ eq
GWPe	Global warming potential (100 years, excludes biogenic CO ₂)	kg CO ₂ eq
CML 2001-Jan 2016		
GWP	Global warming potential (100 years, includes biogenic CO ₂)	kg CO ₂ eq
ODP	Depletion of stratospheric ozone layer	kg CFC 11 eq
AP	Acidification potential of soil and water	kg SO ₂ eq
EP	Eutrophication potential	kg Phosphate eq
POCP	Photochemical ozone creation potential	kg Ethene eq
ADPE	Abiotic depletion potential for non-fossil resources	kg Sb eq
ADPF	Abiotic depletion potential for fossil resources	MJ, net calorific value
TRACI 2.1		
AP	Acidification potential of soil and water	kg SO ₂ eq
EP	Eutrophication potential	kg N eq
GWP	Global warming potential (100 years, includes biogenic CO ₂)	kg CO ₂ eq
ODP	Depletion of stratospheric ozone layer	kg CFC 11 eq
Resources	Depletion of non-renewable fossil fuels	MJ, surplus energy
SFP	Smog formation potential	kg O ₃ eq

Table 15: Impact Category Key – Biogenic Carbon Indicators

Abbreviation	Parameter	Unit
BCRP	Biogenic Carbon Removal from Product	[kg CO ₂]
BCEP	Biogenic Carbon Emission from Product	[kg CO ₂]
BCRK	Biogenic Carbon Removal from Packaging	[kg CO ₂]
BCEK	Biogenic Carbon Emission from Packaging	[kg CO ₂]
BCEW	Biogenic Carbon Emission from Combustion of Waste from Renewable Sources Used in Production Processes	[kg CO ₂]
CCE	Calcination Carbon Emissions	[kg CO ₂]
CCR	Carbonation Carbon Removals	[kg CO ₂]
CWNR	Carbon Emissions from Combustion of Waste from Non- Renewable Sources used in Production Processes	[kg CO ₂]

Table 16: Impact Category Key – Resource Use, Waste, and Output Flow Indicators

Abbreviation	Parameter	Unit
Resource Use Parameters		
RPRE	Use of renewable primary energy excluding renewable primary energy resources used as raw materials	MJ, net calorific value (LHV)
RPRM	Use of renewable primary energy resources used as raw materials	MJ, net calorific value
RPRT	Total use of renewable primary energy resources	MJ, net calorific value
NRPRE	Use of non-renewable primary energy excluding non-renewable primary energy resources used as raw materials	MJ, net calorific value
NRPRM	Use of non-renewable primary energy resources used as raw materials	MJ, net calorific value
NRPRT	Total use of non-renewable primary energy resources	MJ, net calorific value
SM	Use of secondary materials	kg
RSF	Use of renewable secondary fuels	MJ, net calorific value
NRSF	Use of non-renewable secondary fuels	MJ, net calorific value
RE	Recovered energy	MJ, net calorific value
FW	Net use of fresh water	m ³
Waste Parameters and Output Flows		
HWD	Disposed-of-hazardous waste	kg
NHWD	Disposed-of non-hazardous waste	kg
HLRW	High-level radioactive waste, conditioned, to final repository	kg
ILLRW	Intermediate- and low-level radioactive waste, conditioned, to final repository	kg
CRU	Components for reuse	kg
MR	Materials for recycling	kg
MER	Materials for energy recovery	kg
EEE	Exported electrical energy	MJ
EET	Exported thermal energy	MJ

EF Contract Standard Back® – A1-A3 Global Warming Potential (GWP) by yarn type and weight

EF Contract produces the reference product with a variety of different yarn weights. Table 23 shows the embodied carbon values for the different variations of this product (e.g. the embodied carbon of the reference product with different face weights as produced by EF Contract). Embodied carbon in this EPD refers to A1-A3 (cradle-to-gate) GWP impacts. This value reflects the GWP associated with upstream material extraction and processing, material transportation to EF Contract facilities, and the EF Contract production process. Embodied carbon in Table 23 is presented excluding biogenic carbon.

Table 23: A1-A3 GWP for additional product yarn weights in (oz/yd²) and (g/m²)

Yarn Weight	A1-A3 GWP (TRACI 2.1, Global Warming Air, excl. biogenic carbon [kg CO ₂ eq.])		
	Encore SD Ultima Nylon	Encore 100 Nylon	TeraPlex SD PET
12 oz. / 407 gr.	5.98	3.91	5.79
13 oz. / 441 gr.	6.20	3.98	6.01
14 oz. / 475 gr.	6.43	4.05	6.22
15 oz. / 509 gr.	6.66	4.13	6.43
16 oz. / 542 gr.	6.88	4.20	6.64
17 oz. / 575 gr.	7.11	4.27	6.86
18 oz. / 610 gr.	7.34	4.35	7.07
19 oz. / 644 gr.	7.56	4.42	7.28
20 oz. / 678 gr.	7.79	4.49	7.49
21 oz. / 712 gr.	8.01	4.57	7.71
22 oz. / 746 gr.	8.24	4.64	7.92
23 oz. / 780 gr.	8.47	4.71	8.13
24 oz. / 814 gr.	8.69	4.79	8.35
25 oz. / 848 gr.	8.92	4.86	8.56
26 oz. / 881 gr.	9.15	4.93	8.77
27 oz. / 915 gr.	9.37	5.01	8.98
28 oz. / 949 gr.	9.60	5.08	9.19
29 oz. / 983 gr.	9.82	5.15	9.41
30 oz. / 1017 gr.	10.05	5.22	9.62
31 oz. / 1051 gr.	10.27	5.30	9.83
32 oz. / 1085 gr.	10.50	5.37	10.04
33 oz. / 1119 gr.	10.72	5.44	10.25
34 oz. / 1153 gr.	10.95	5.52	10.46
35 oz. / 1187 gr.	11.17	5.59	10.68
36 oz. / 1220 gr.	11.40	5.66	10.89
37 oz. / 1254 gr.	11.62	5.74	11.10
38 oz. / 1288 gr.	11.85	5.81	11.31
39 oz. / 1322 gr.	12.07	5.88	11.52
40 oz. / 1356 gr.	12.30	5.96	11.73
41 oz. / 1390 gr.	12.52	6.03	11.95
42 oz. / 1424 gr.	12.75	6.10	12.16

Life Cycle Assessment Interpretation

In terms of Global Warming Potential, B4 and B2 emerge as the major contributors. This follows the fact that with an RSL of 15 years, there are 4 replacements that need to occur during the 75 years of building operation, apart from the initial product installation. This includes raw material extraction, manufacturing, distribution, install and end of life (for replaced product) for every replacement. This causes impacts from B4 to overshadow impacts from any other phase in the life cycle.

If the impacts from B4 are set aside to observe impacts from other phases, B2 emerges as a major contributor over a 75-year ESL of the building. This is primarily due to the consumption of energy and resources used to maintain carpet over the course of its lifetime. Figure 4 shows the dominance analysis to highlight which of the life cycle modules contributes to the majority of the impacts.

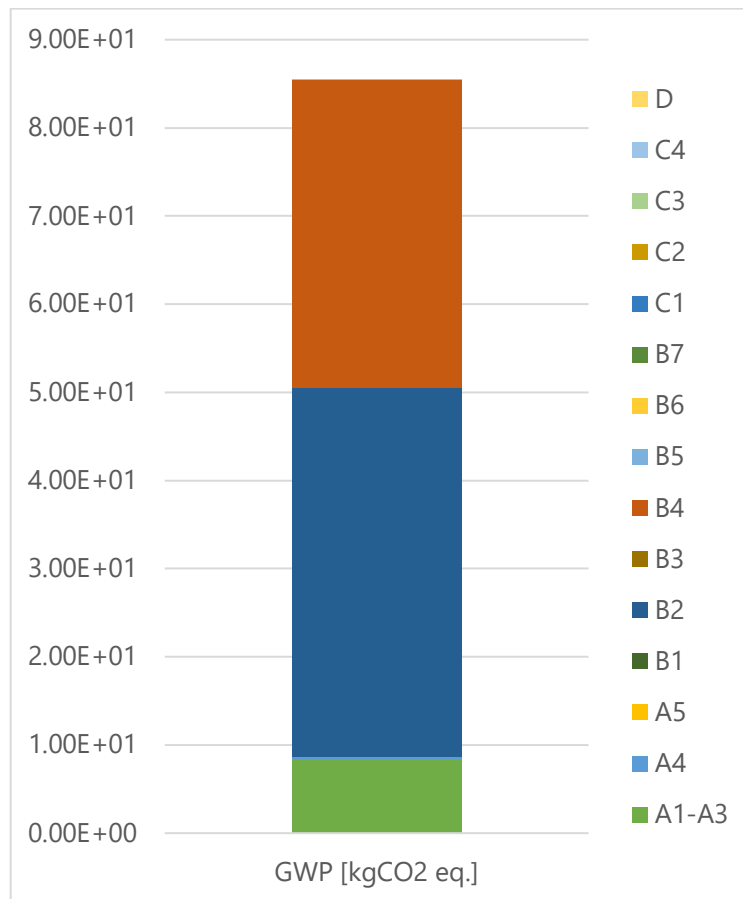


Figure 4: Global Warming Potential Over Estimated Service Life (75 years)

Additional Environmental Information

Environment and Health During Manufacturing

EFC's Standard Back is produced in a facility that is ISO 14001 and ISO 9001 certified.

Environment and Health During Installation

The product should be installed according to the manufacturer's instructions found at <https://www.efcontractflooring.com/technical/installation-maintenance/> . All recommended personal protective equipment (PPE) should be utilized during installation, as indicated on the SDS and installation guidelines, found online. Standard Back meets requirements of the Carpet and Rug Institute's Green Label Plus Program for indoor air quality (Certificate Number: GLP5055).

Extraordinary Effects

Fire

Standard Back has received <450 for ASTM6 E662: Specific Optical Density of Smoke Generated by Solid Materials.

Water

Should the product become flooded, the floor covering should be removed, and the subfloor should be evaluated and repaired as needed. There are no environmental impacts associated with the product being flooded.

Mechanical Destruction

In the event that the product is mechanically destroyed, please revert to disposing the product using standard procedure and ensure timely replacement.

Environmental Activities and Certifications

EFC's carpets and adhesives emit minimal levels of volatile organic compounds (VOCs). Products included in this EPD are Green Label Plus and NSF 140 Gold certified and may be eligible for LEED credits.

Additional information about the products can be found on EFC's [Technical Resources](#) page.

References

- CML - Department of Industrial Ecology. (2016, September 05). *CML-IA Characterisation Factors*. Retrieved from <https://www.universiteitleiden.nl/en/research/research-output/science/cml-ia-characterisation-factors>
- IPCC. (2013). *Climate Change 2013: The Physical Science Basis. Contribution of Working Group I to the Fifth Assessment Report of the Intergovernmental Panel on Climate Change*. [Stocker, T.F., D. Qin, G.-K. Plattner, M. Tignor, S.K. Allen, J. Boschung, A. Nauels, Y. Xia, V. Bex and P.M. Midgley (eds.)]. Cambridge, United Kingdom and New York, NY, USA: Cambridge University Press.
- ISO. (2006). *ISO 14025: Environmental labels and declarations - Type III environmental declarations - Principles and procedures*. Geneva: International Organization for Standardization.
- ISO. (2006). *ISO 14040/Amd 1:2020: Environmental management - Life cycle assessment - Principles and framework*. Geneva: International Organization for Standardization.
- ISO. (2006). *ISO 14044/Amd 1:2017/Amd 2:2020: Environmental Management - Life cycle assessment - Requirements and Guidelines*. Geneva: International Organization for Standardization.
- ISO. (2017). *ISO 21930: Sustainability in buildings and civil engineering works - Core rules for environmental product declarations of construction products and services*. Geneva: International Organization for Standardization.
- RFCi. (2018). *Industry-Wide EPD: Vinyl Tile*. RFCi.
- UL Environment. (2018). *Part A: Life Cycle Assessment Calculation Rules and Report Requirements, UL 10010, V4.0*.
- UL Environment. (2018). *Part B: Flooring EPD Requirements*.
- US EPA. (2012). *TRACI: The Tool for the Reduction and Assessment of Chemical and Other Environmental Impacts. Version 2.1 - User Guide*. Retrieved from <https://nepis.epa.gov/Adobe/PDF/P100HN53.pdf>
- Life Cycle Assessment for Flooring, J+J Flooring, WAP Sustainability Consulting. January, 2024.

Appendix

To adhere to Sections 2.5.2 Part A: Life Cycle Assessment Calculation Rules and Report Requirements from UL Environment, additional results for face weights of 16, 26, and 36oz are provided in the following appendix. These additional results ensure all values in Table 23: A1-A3 GWP for additional product yarn weights in (oz/yd²) and (g/m²) differ by no more than +/- 10% from at least one of the full results tables in this EPD.

